



SOUTH SIDE
Academy

2021 - 2022
ANNUAL REPORT



*We develop lifelong learners
and are warriors of our*
Success!

Mission Statement

The mission of South Side Academy is to provide a safe, supportive environment in which to develop each student's ability to reach their highest potential academically, achieve good health habits, and gain a positive understanding of social responsibility with self, others, and the community now and in the future. South Side will involve parents and the community to enhance its useful benefits to all students.

Sponsor Statement


Ohio Council of Community Schools (OCCS) uses various methods to evaluate the school's performance including published tests and other academic scores such as the Ohio Department of Education Local Report Card and supporting data. OCCS regional representatives visit our partner schools regularly ensuring compliance with federal, state, and contractual requirements. The results of this monitoring will be published in the 2021-22 Ohio Council of Community Schools Annual Report and posted on our website at www.ohioschools.org after November 30th.

Vision Statement


Every student is empowered to excel by removing barriers to success.



School Administration



Jamie Martin
Administrator
South Side Academy
1400 Oak Hill Avenue
Youngstown, OH 44507



School Board

- | | |
|---|--|
| William Mullane
President | Jackie Stewart
Secretary |
| Barbara Taylor
Vice President | Rev. Lewis Macklin II
Director |
| Rev. Kenneth Simon
Treasurer | |

Financial Statement

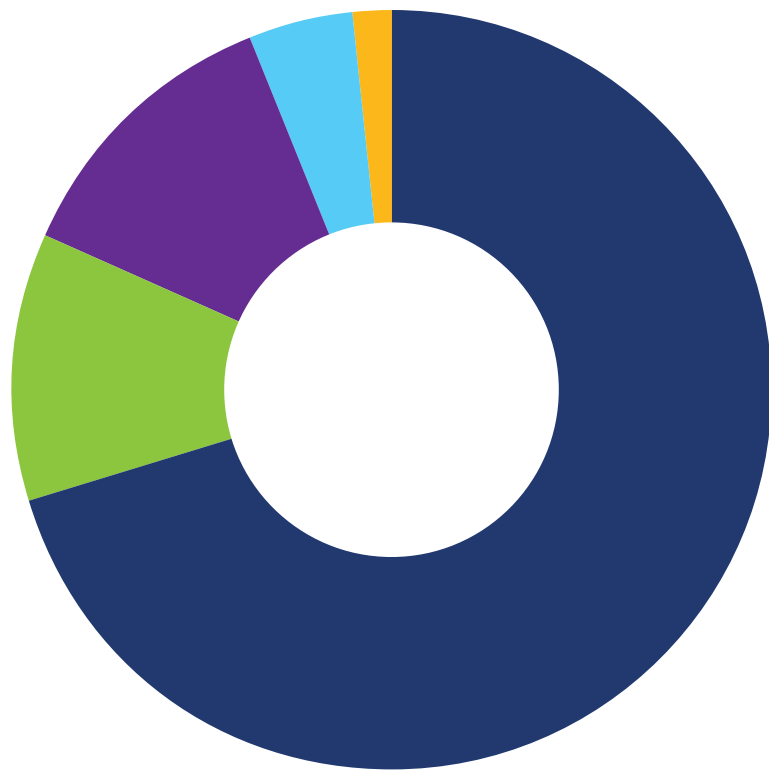
FTE:.....	147.30
Total Operating Revenues:.....	\$ 2,577,668.11
Total Operating Expenditures:	\$ 2,785,863.47
Total Federal Grants:.....	\$ 1,092,949.13
Total Assets:	\$ 421,088.98
Total Liabilities:	\$ 185,352.24

*Presentation Excludes GASB 68
Amounts Obtained From June 30, 2022 Board Financial Reports- Unaudited*



Demographics

Chart



Demographic Categories	Number of Students	%
● African American	90	70.45
● Asian/Pac. Islander	0	0
● Hispanic	15	11.36
● American Indian/Native Alaskan	0	0
● Multiracial	16	12.12
● White, Non-Hispanic	6	4.55
● Not Specified	2	1.52

Attendance

Rate

82%

School

Achievement

Highlights

New School Programs

- STEAM
- RCA House System
- Sports programs – basketball and flag football

Community Partnerships

- St. Pat's Church Community group
- Saint Vincent DePaul
- PsyCare(In School Mental Health Counseling)
- Oak Hill Neighborhood Association
- Needle's Eye Fellowship
- Oak Hill Collaboration
- OSU Snap Ed Nutrition and Education Programs for students and families
- Grocery Bag Give-away – private donor in collaboration with St. Pat's Church
- YSU Honors College – Pen Pal Program
- YMCA Swim and Gym
- Finer Things Academy
- Youngstown Business Incubator

Sports Programs

- Community Basketball League – 2021-22 Girls Basketball League Champions.
- Intermural Flag Football

Arts Programs

- SMARTS – Student Motivated by the Arts



Positive School Culture

- Emulation systems in conjunction with the House System
- Monthly attendance celebrations
- Students of the Month
- House Students of the Week
- Field Day
- Quarterly academic awards
- Monthly family events

Successful School Events

- Back to School Bash,
- Open House
- Turkey Trot
- Family Fitness Days
- Career Day/Great Shake
- Family BINGO
- Family Cookout
- STEAM Night
- Sip and Paint – Hot Chocolate and Cookies
- Reading Restaurant – Family Literacy Night
- Trunk or Treat
- Black History Wax Museum

Academic Goals

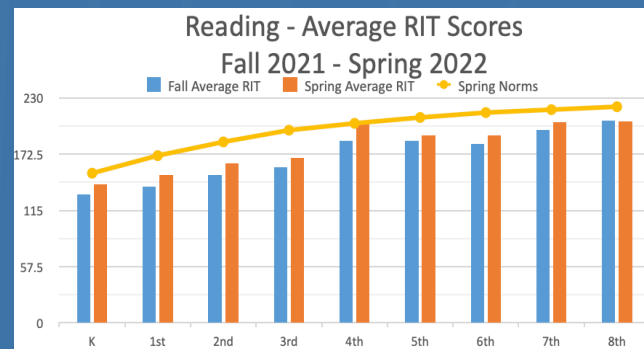
By 06/30/2025, South Side Academy will improve the performance of all students by demonstrating an increase of 11.2% in Reading/Literacy, as evidenced by the Ohio State Report Card - Performance Index.

By 06/30/2025, South Side Academy will improve the performance of all students by reflecting an increase of 11.3% in attendance, as indicated on the Ohio State Report Card.

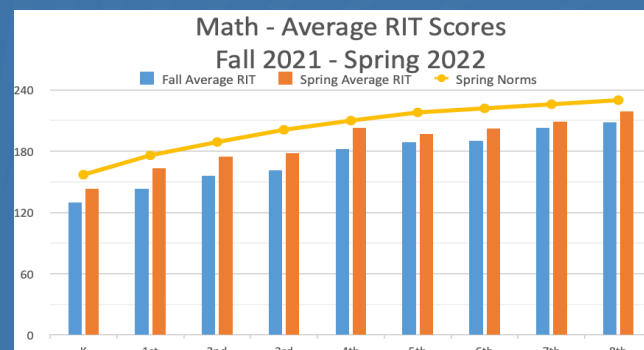
By 06/30/2025, South Side Academy will improve the performance of all students by demonstrating an increase of 11.2% in mathematics, as evidenced by the Ohio State Report Card - Performance Index.

Academic Testing

South Side	Fall	Spring	
Reading	Average RIT	Average RIT	Spring Norms
K	131	142	153
1st	139	151	171
2nd	151	163	185
3rd	159	169	197
4th	186	204	204
5th	186	192	210
6th	183	192	215
7th	197	205	218
8th	207	206	221



South Side	Fall	Spring	
Math	Average RIT	Average RIT	Spring Norms
K	130	143	157
1st	143	163	176
2nd	156	175	189
3rd	161	178	201
4th	182	203	210
5th	189	197	218
6th	190	202	222
7th	203	209	226
8th	208	219	230



State Report Card

Ohio School Report Cards

Southside Academy School at a glance

2021 - 2022 Report Card for Southside Academy

The Ohio School Report Cards include performance information provided by schools and districts including academic, financial, and opportunity to learn data. Some of this data is then combined into six components that receive star ratings to indicate the level of performance for the school and district.

Achievement

This component represents whether student performance on state tests met established thresholds and how well students performed on tests overall.

★☆☆☆☆ Needs support to meet state standards in academic achievement.

Performance Index **50.6%**

Progress

This component looks closely at the growth all students are making based on their past performances.

★☆☆☆☆ Significant evidence that the school fell short of student growth expectations by a larger magnitude.

Gap Closing

The Gap Closing Component is a measure of the reduction in educational gaps for student subgroups.

★☆☆☆☆ Needs support to meet state standards in closing educational gaps.

Annual Performance Goals **14.3%**

Overall

Graduation

The Graduation Component is a measure of the four-year adjusted cohort graduation rate and the five-year adjusted cohort graduation rate.

☆☆☆☆☆

Graduation Rates
This school is not evaluated for graduation rate because there are not enough students in the graduating class.

Early Literacy

This component looks at how successful schools are at improving reading for at-risk students in grades K-3.

★☆☆☆☆ Needs significant support to meet state standards in early literacy (K-3).


Improving K-3 Literacy **3.2%**
Third Grade Reading Proficiency **9.1%**
Promotion to Fourth Grade **90.9%**

College, Career, Workforce and Military Readiness

This component looks at how well-prepared Ohio's students are for future opportunities, whether training in a technical field or preparing for work or college.

Students who are Ready **NC**





1400 Oak Hill Avenue
Youngstown, OH 44507
330-774-5562
www.southsideedu.org



 **SouthSideAcademy**

